


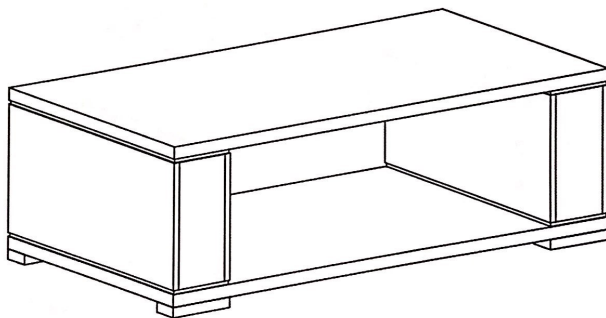
Please read the instructions
before assembly!

Mounting tools that the customer needs:

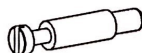


Important information:

- 1) remove the protective foil if the table is in high gloss



R - 12 St.
4 x 30 mm



U - 12 St.



W - 12 St.



B - 40 St.



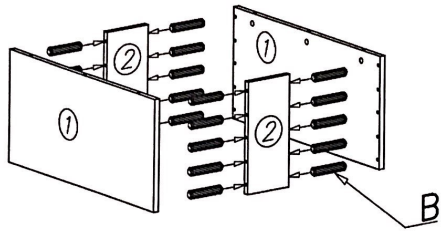
F - 4 St.



A - 12 St.
7 x 70 mm



I



II

